



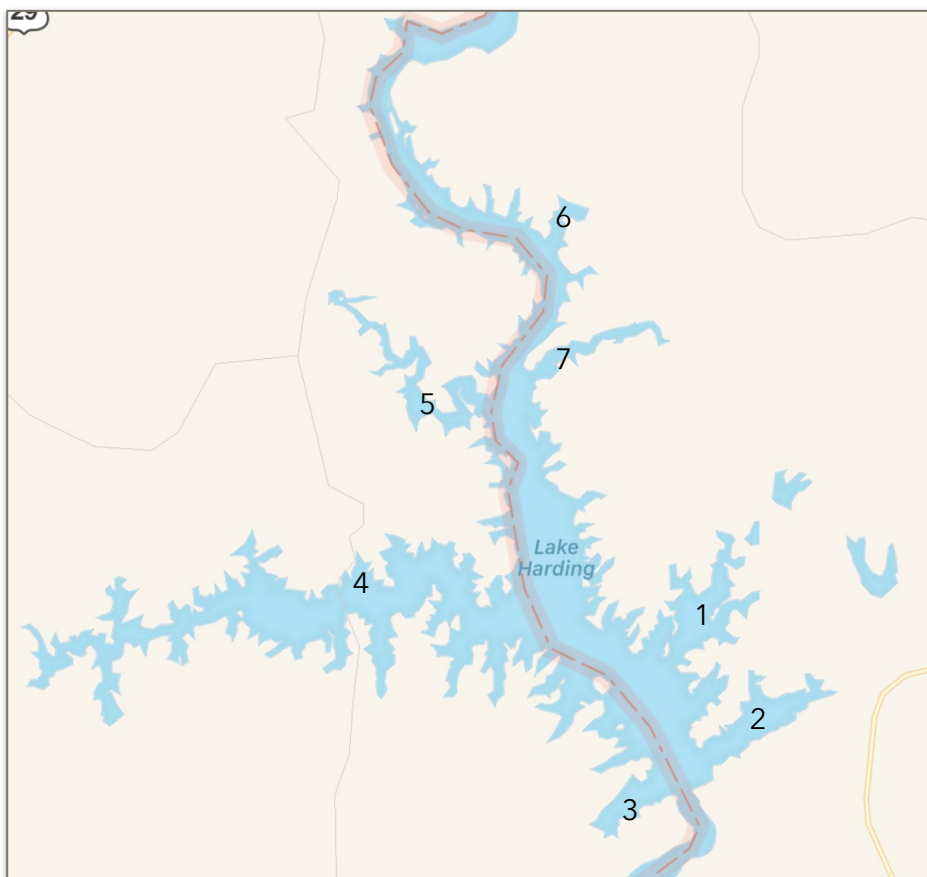
# Chattahoochee River Conservancy

## E.coli Readings 2018

### LAKE HARDING

### The Swim Guide Results - 2018

Date	Boat Club	Backwaters	Po-Boy	Longbridge	Osanippa	Blanton	Mountain Oak
6/6	2.0	6.7	2.0	7.5	11.0	2.0	45.9
6/13	5.2	32.7	9.2	22.3	14.8	7.5	21.8
6/20	0.0	5.2	<1	1.0	17.1	7.5	39.7
7/11	4.1	5.2	0.0	1.0	10.9	6.3	42.2
7/18	4.1	1.0	2.0	1.0	5.2	6.3	8.6
7/25	No data	No data	No data	No data	No data	No Data	No Data
8/8	No Data	No Data	No Data	No Data	No Data	5.2	18.9
8/15	6.3	3.0	1.0	1.0	8.4	4.1	16.1
8/22	<1.0	7.4	<1.0	3.0	9.6	6.3	20.3
8/30	1.0	3.1	3.0	4.1	1.0	7.5	9.7



### LAKE HARDING SITES

1. Boat Club
2. Backwaters
3. Po-Boy
4. Longbridge
5. Osanippa
6. Blanton
7. Mountain Oak



# Chattahoochee River Conservancy

## E.coli Readings 2018

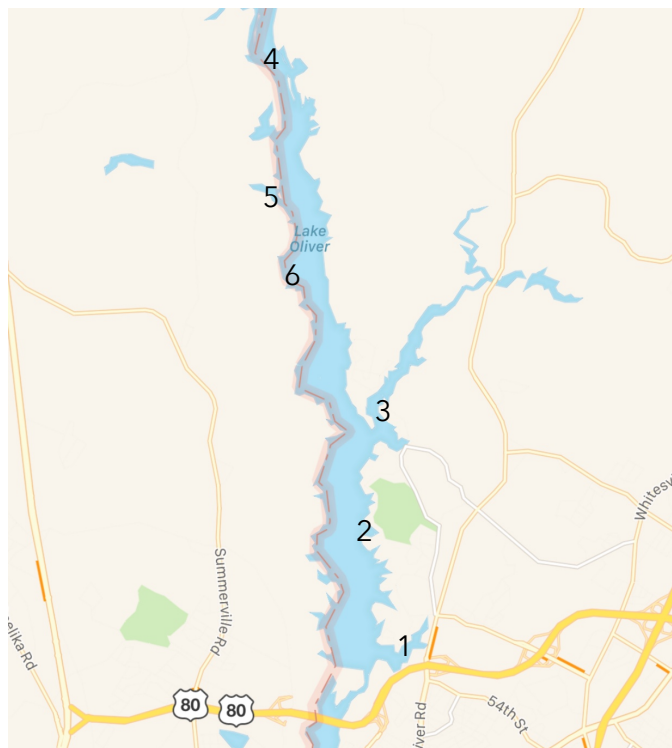
### LAKE OLIVER

### The Swim Guide Results - 2018

Date	Marina	Standing Boy	Goat Rock
6/6	6.3	27.5	10.9
6/13	365.4	98.3	86
6/20	7.5	28.1	3.1
7/11	7.4	39.5	2.0
7/18	7.5	33.6	<1
7/25	No data	No data	9.6
8/8	37.9	17.3	No data
8/15	28.5	12.1	3.0
8/22	17.5	28.8	7.5
8/30	184.2	488.4	9.7

### LAKE OLIVER SITES

1. Marina
2. Green Island
3. Standing Boy
4. Goat Rock
5. Turkey Creek
6. Rock Creek





# Chattahoochee River Conservancy

## E.coli Readings 2018

### COLUMBUS

### The Swim Guide Results - 2018

Date	Put-In	Island Eddy	Rotary Park
6/6	4.1	10.9	18.5
6/13	62.7	59.5	65.1
6/20	11.0	6.3	5.2
7/11	3.1	10.8	20.6
7/18	22.6	28.1	45.5
7/25	8.5	4.1	30.5
8/8	10.9	10.9	32.7
8/15	16.1	12.2	9.5
8/22	16.8	101.4	12.2
8/30	206.4	113.7	1413.6



# Chattahoochee River Conservancy

## E.coli Readings 2018

---

### HEATH PARK

### Volunteer Sampling - 2018

Date	Heath Park
1/25	50.4
2/21	46.4
3/27	118
4/26	71.7
5/29	488.4
6/27	64.0
7/25	488.4
8/22	235.9

# Chattahoochee River Conservancy - E.coli Readings 2018

## LAKE HARDING

Date	Boat Club	Backwaters	Po-Boy	Longbridge	Osanippa	Blanton	Mountain Oak
6/6	2.0	6.7	2.0	7.5	11.0	2.0	45.9
6/13	5.2	32.7	9.2	22.3	14.8	7.5	21.8
6/20	0.0	5.2	<1	1.0	17.1	7.5	39.7
7/11	4.1	5.2	0.0	1.0	10.9	6.3	42.2
7/18	4.1	1.0	2.0	1.0	5.2	6.3	8.6
8/8	No Data	No Data	No Data	No Data	No Data	5.2	18.9
8/15	6.3	3.0	1.0	1.0	8.4	4.1	16.1
8/22	<1.0	7.4	<1.0	3.0	9.6	6.3	20.3
8/30	1.0	3.1	3.0	4.1	1.0	7.5	9.7

## LAKE OLIVER

Date	Marina	Standing Boy	Goat Rock
6/6	6.3	27.5	10.9
6/13	365.4	98.3	86
6/20	7.5	28.1	3.1
7/11	7.4	39.5	2.0
7/18	7.5	33.6	<1
7/25	No data	No data	9.6
8/8	37.9	17.3	No data
8/15	28.5	12.1	3.0
8/22	17.5	28.8	7.5
8/30	184.2	488.4	9.7

## COLUMBUS

Date	Put-In	Island Eddy	Rotary Park
6/6	4.1	10.9	18.5
6/13	62.7	59.5	65.1
6/20	11.0	6.3	5.2
7/11	3.1	10.8	20.6
7/18	22.6	28.1	45.5
7/25	8.5	4.1	30.5
8/8	10.9	10.9	32.7
8/15	16.1	12.2	9.5
8/22	16.8	101.4	12.2
8/30	206.4	113.7	1413.6

# Chattahoochee River Conservancy - E.coli Readings 2018

## COLUMBUS

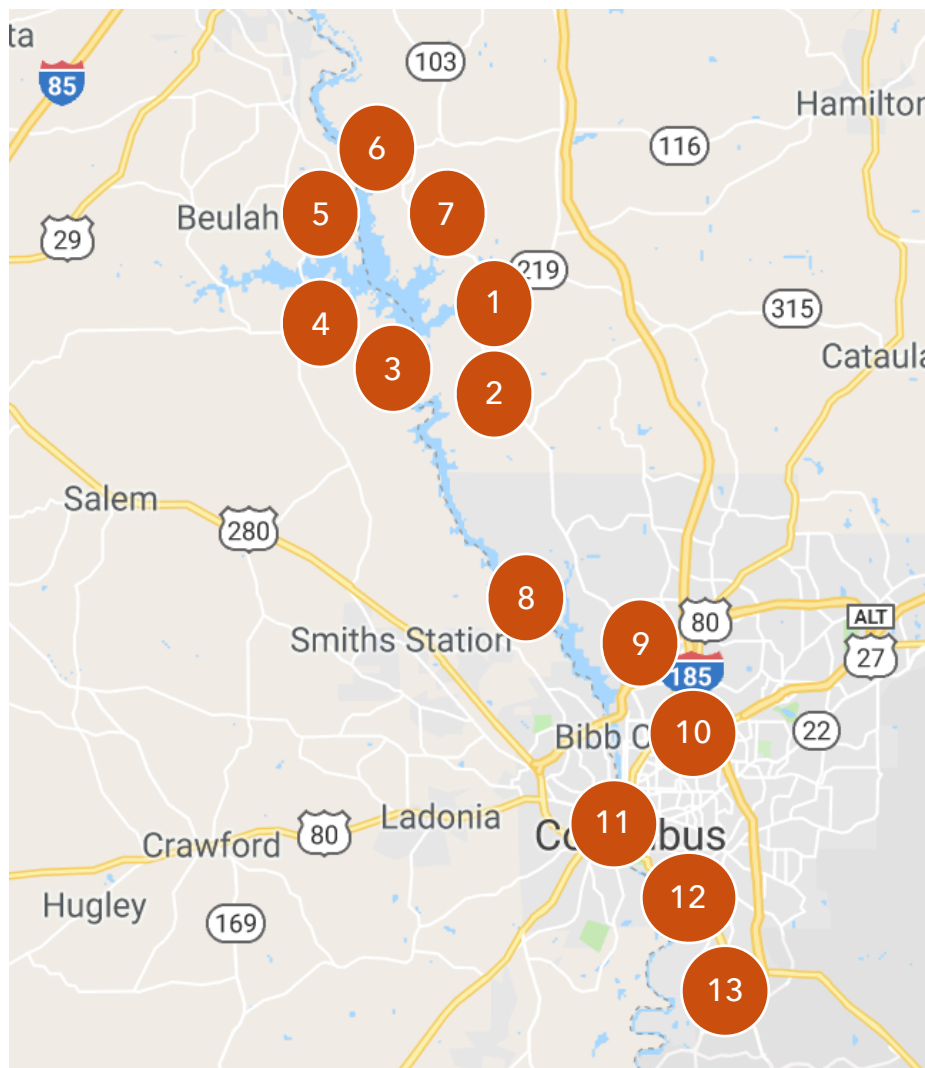
Date	Put-In	Island Eddy	Rotary Park
6/6	4.1	10.9	18.5
6/13	62.7	59.5	65.1
6/20	11.0	6.3	5.2
7/11	3.1	10.8	20.6
7/18	22.6	28.1	45.5
7/25	8.5	4.1	30.5
8/8	10.9	10.9	32.7
8/15	16.1	12.2	9.5
8/22	16.8	101.4	12.2
8/30	206.4	113.7	1413.6

## LAKE OLIVER

Date	Marina	Standing Boy	Goat Rock
6/6	6.3	27.5	10.9
6/13	365.4	98.3	86
6/20	7.5	28.1	3.1
7/11	7.4	39.5	2.0
7/18	7.5	33.6	<1
7/25	No data	No data	9.6
8/8	37.9	17.3	No data
8/15	28.5	12.1	3.0
8/22	17.5	28.8	7.5
8/30	184.2	488.4	9.7

## LAKE HARDING

Date	Boat Club	Backwaters	Po-Boy	Longbridge	Osanippa	Blanton	Mountain Oak
6/6	2.0	6.7	2.0	7.5	11.0	2.0	45.9
6/13	5.2	32.7	9.2	22.3	14.8	7.5	21.8
6/20	0.0	5.2	<1	1.0	17.1	7.5	39.7
7/11	4.1	5.2	0.0	1.0	10.9	6.3	42.2
7/18	4.1	1.0	2.0	1.0	5.2	6.3	8.6
8/8	No Data	No Data	No Data	No Data	No Data	5.2	18.9
8/15	6.3	3.0	1.0	1.0	8.4	4.1	16.1
8/22	<1.0	7.4	<1.0	3.0	9.6	6.3	20.3
8/30	1.0	3.1	3.0	4.1	1.0	7.5	9.7



1. Lake Harding - Boat Club
2. Lake Harding - Backwaters
3. Lake Harding - Po Boy
4. Lake Harding - Long Bridge
5. Lake Harding - Osanippa
6. Lake Harding - Blanton
7. Lake Harding - Mountain Oak
8. Lake Oliver - Goat Rock
9. Lake Oliver - Standing Boy
10. Lake Oliver - Marina
11. Columbus - Put In
12. Columbus - Waveshaper Eddy
13. Columbus - Rotary Park